

Kelly's Creative Sewing machines and more.....

WINTER/SPRING SCHEDULE 2019

Seats are limited, call or drop in to pay for your guaranteed seat. Visa, MasterCard and interact are accepted. If you need to cancel a class you are obligated to call or e-mail **one week** prior to scheduled class time to receive a full refund, sorry no exceptions.

If a class is cancelled due to lack of registrations you will be entitled to a full refund. You will be notified by phone or e-mail.

We also ask you to refrain from perfumes or other scented applications, some individuals are highly sensitive to smells.

**CUSTOMERS WHO PURCHASED THEIR
MACHINE FROM KELLY'S RECEIVE A LOYALTY
DISCOUNT**

BROTHER SCAN N CUT BEGINNER

SKILL LEVEL: (BEGINNER)

This Scan N Cut class will be taught in a series of different blocks. Such as Appliqué, Celtic, piecing, using fusible web etc. You will be using the blocks and designs built in the Scan N Cut. The samples that you have completed can be incorporated into a quilt, table topper, wall hanging, the choice is yours. This is a great class to explore the Scan N Cut by Brother.

Dates: Feb. 26, Mar. 5 & 19, Apr.30, May 14 & 21 (6 sessions)

Time: 6:00 PM - 9:00 PM

Cost: \$126.00

Cost: \$96.00 (loyalty Discounted)



BROTHER SCAN N CUT INTERMEDIATE

SKILL LEVEL: (INTERMEDIATE)

This intermediate class is a followed after the beginner class. You will create quilt blocks on the Scan N Cut and cut them out of fabric. Also apply different stabilizers to the fabric then cut it out on block pieces. Different types of blocks and various types of fabrics will be explored.

Dates: Feb. 27, Mar. 6 & 20, May 1, 15, & 22 (6 sessions)

Time: 6:00 PM - 9:00 PM

Cost: \$126.00

Cost: \$96.00 (loyalty Discounted)

BROTHER SCAN N CUT - KIMBERBELL WINTER WHIMSY

SKILL LEVEL: (EASY)

This class is a continuation from the beginner Scan N Cut class. You will learn how to cut vinyl using your Brother Scan N Cut then appliquéing using either your embroidery machine or a satin stitch on your sewing machine. You will be supplied with the pattern to finish the project. Project to be completed at home.

Date: Wednesday Feb. 20 (1 session)

Time: 6:00 PM - 9:00 PM

Cost: \$21.00

Cost: \$16.00 (loyalty discounted)

Pattern: \$12.00



BEGINNER SERGER

SKILL LEVEL: (BEGINNER)

Come and join me with over 20 years of experience of operating and using a serger. I will explain and tell you in detail how to operate and understand your serger better. You will leave with more confidence and understanding on this complex machine. This class is focused around the individual who is new to a serger or for those who want a refresher.

Date: Feb. 21 (1 session)

Time: 6:00 PM - 9:00 PM

Cost: \$21.00

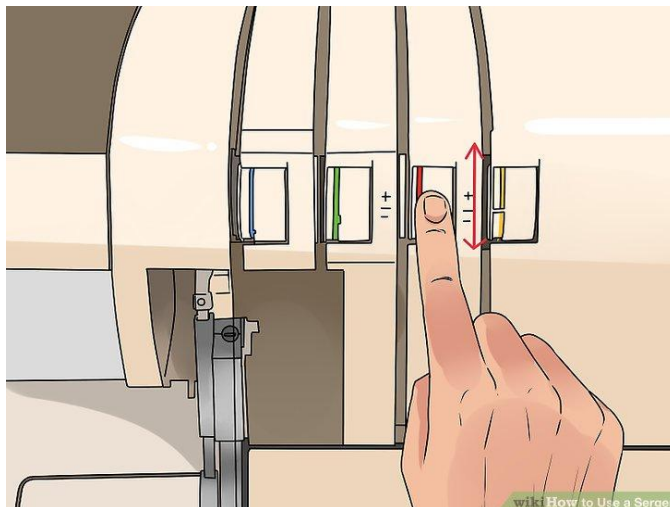
Cost: **\$16.00 (Loyalty discount)**

OR

Date: Apr. 10 (1 session)

Time: 6:00 PM - 9:00 PM

Cost: **\$16.00 (discounted price)**



RULER-WORK SAMPLER

SKILL LEVEL: (EASY)

Join Margaret as she guides you through a ruler-work project. What is ruler-work you ask? It is a form of free motion quilting but using a ruler of different shapes, curves and straight edges and a ruler foot. The ruler foot glides along the edge of the ruler to create complex designs easily. These designs are repeated on the blocks, sashing as well as the borders of your quilt. You will sew different motifs using a single ruler for this sampler. Photo sample may differ from actual project.


Dates: Feb. 28 & Mar. 7 (2 sessions)

Time: 6:00 PM - 9:00 PM

Cost: \$42.00

Cost: **\$32.00 (Loyalty discount)**

RULER KIT COST: \$55.00



BROTHER VM8550 CLUB

This class is exclusive to Brother VM8500-VM8550 sewing/embroidery machines purchased from Kelly's Creative Sewing only. Join me while I go through all features this machine has to offer. This session Kelly will go over the embroidery features of the machine. You don't want to miss this class. She covers the centering placement using the snowman along with the scanning camera feature.



Date: Mar. 12 Apr. 24, & May 29

Cost: **\$48.00 (Loyalty Discount)**

INTERMEDIATE SERGER

SKILL LEVEL: (INTERMEDIATE)

After completing the beginner serger class you are ready for the next level which is "INTERMEDIATE". You will be given a handout to attach your samples to and use as a reference. The techniques will be roll hemming, flatlock, gathering, manipulating curves and more.

Date: Mar. 13 (1 sessions)

Time: 6:00 PM to 9:00 PM

COST: \$21.00

Cost: **\$16.00 (Loyalty Discount)**

Kit Fee: **\$10.00**

OR

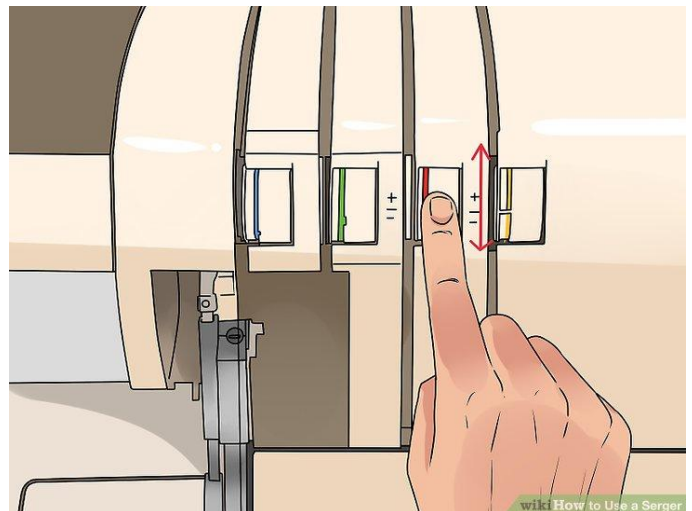
Date: Apr. 17 (1 sessions)

Time: 6:00 PM to 9:00 PM

COST: \$21.00

Cost: **\$16.00 (Loyalty Discount)**

Kit Fee: **\$10.00**



BEGINNER QUILTING

SKILL LEVEL: (EASY)

This 6 block sampler is a great start for your first project. Each block has a different cut and sewing technique. At the end of this session you will be confident and ready for the next quilt challenge. You will learn what tools to use, fabric types, the proper way of cutting your fabric, sewing with bias, different batting types and binding your quilt. PHOTO TO FOLLOW

Dates: March 21, Apr.4,11,25 May 2,9,16, June 6,13,27 (10 session)

Time: 6:00 PM - 9:00PM

Cost: \$180.00

Cost: \$150.00 (Loyalty Discount)

LACE INSERTION TABLE TOPPER

SKILL LEVEL: (EASY)

This elegant project will wow your family and friends, or you just want to give your dining room table an uplift. You will learn to insert lace with perfect mitre corners. And hem the edges with a wing needle to replicate pulled threads. PHOTO TO FOLLOW

Date: Mar. 16 & 23 (2 sessions)

Time: 11:00 AM - 2:00PM

Cost: \$42.00

Cost: \$32.00 (Loyalty Discount)

LACE INSERTION TABLE TOPPER WITH EMBROIDERED MOTIFS

SKILL LEVEL: (MEDIUM)

This elegant project will wow your family and friends, or you just want to give your dining room table an uplift. You will learn to insert lace with perfect mitre corners. Hem the edges with a wing needle to replicate pulled threads and embroider beautiful motifs in the corner and sides. A great project for learning placement using your embroidery machine. PHOTO TO FOLLOW

Dates: Mar. 30, Apr. 6, 13, (3 sessions)

Time: 11:00 AM - 2:00PM

Cost: \$63.00

Cost: \$48.00 (Loyalty Discount)

Designs: \$10.00

EMBROIDERED BAG IN THE HOOP

SKILL LEVEL: (ADVANCED)

This easy project is all embroidered in the hoop even the zipper is stitched in the hoop. Minimal hoop size is 5 X 7 hoop. You will insert a small design built in your machine or a monogram of your choice.

Date: April 20 (1 session)

Time: 11:00AM - 3:00PM

Cost: \$28.00

Cost: \$21.00 (Loyalty Discount)

Designs: \$5.00



JELLY ROLL THROW RUG

SKILL LEVEL: (EASY)

Create your own home Decor Jelly Roll Rug that can be used near the threshold of your door or outside on your doorstep. All you have to do is pick a single jelly roll (40 pieces) quilt pattern that will match the rest of your interior design to start making this wonderful, quilted rug. A basic domestic machine is all that is needed to complete this one of a kind piece.

Date: Tuesday, Mar. 26, Apr. 2 (2 sessions)

Time 6:00 PM to 9:00 PM

Cost \$42.00

Cost: \$32.00 (Loyalty Discount)



INTRO TO MACHINE EMBROIDERY

THIS CLASS IS AVAILABLE ONLY TO BRANDED MACHINES, PLEASE CALL FOR DETAILS

SKILL LEVEL: (EASY)

During these stress free sessions on machine embroidery you will learn what stabilizers are used for and where to use them. You will be supplied with fabric and stabilizer. We do ask that you have basic operation of your machine.

Date: Mar. 27 & Apr. 3 (2 sessions)

Time: 6:00 PM - 9:00 PM

Cost: \$42.00

Cost: \$32.00

Kit: \$12.00

